

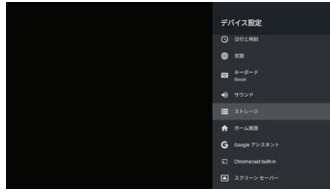
USBメモリのデバイスストレージ化

ドングルの初期設定時にデバイスストレージモードが起動しない場合、あるいはUSBメモリを装着せずにドングルの初期設定をした場合は、下記に従ってデバイスストレージ化をお願いします。

デバイス設定を選択



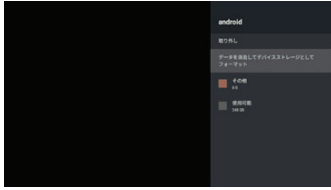
ストレージを選択



リムーバブルストレージであることを確認し選択



データを消去してデバイスストレージとしてフォーマット、を選択



フォーマットを選択

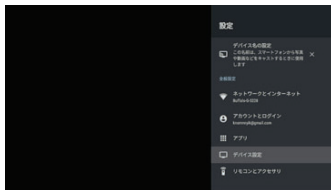


今すぐ移動、を選択

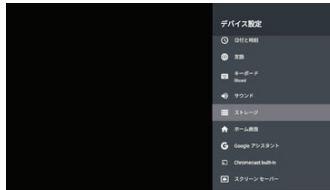


(チェック)

デバイス設定を選択



ストレージを選択



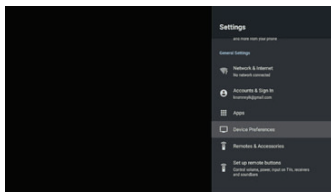
デバイスストレージを確認



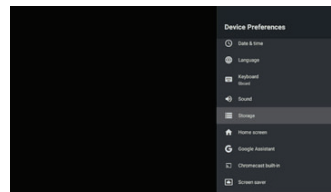
Convert USB drive to device storage

If the device storage mode does not start at the time of initial setting of the dongle, or if you set the initial setting of the dongle without installing the USB drive, please switch USB drive to device storage according to the following.

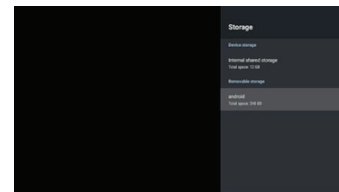
Select device preference



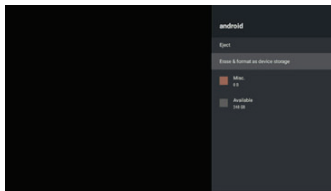
Select storage



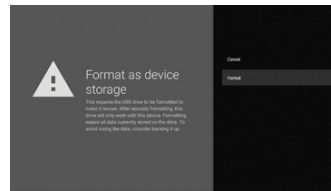
Confirm USB drive to be removable storage and select it.



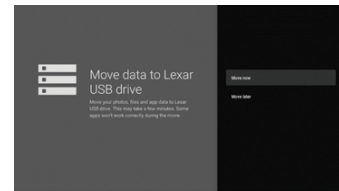
Select Erase & format as device storage



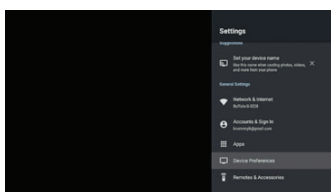
Format USB drive



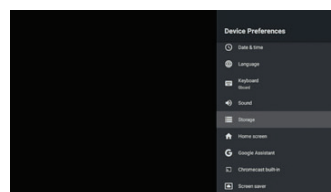
Transfer data to USB drive



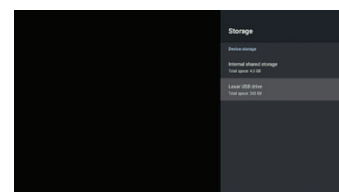
(Confirmation) Select device preference



Select storage



Confirm USB drive to be device storage.



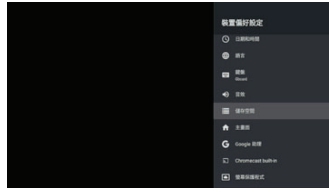
將 USB 存儲器轉換為設備存儲

如果在加密狗的初始設置時設備存儲模式沒有啟動，或者如果您在未安裝 USB 存儲器的情況下設置了加密狗的初始設置，請按照以下說明將 USB 存儲器轉換為設備存儲。

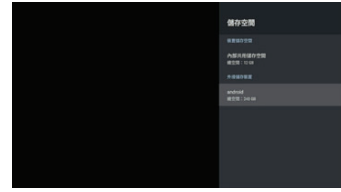
選擇設備偏好



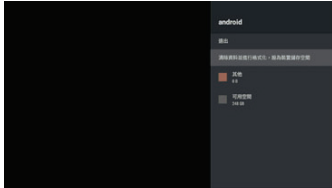
選擇存儲空間



確認 USB 存儲器為可移動存儲並選擇它。



選擇資料並進行格式化、設為裝置設儲存空間



格式化 USB 存儲器

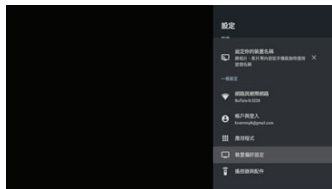


選擇立即移動

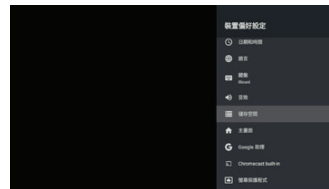


(確認)

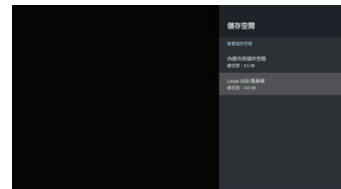
選擇設備偏好



選擇存儲空間



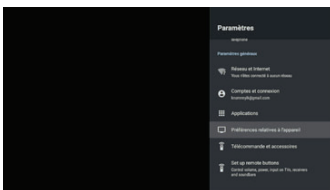
確認 USB 存儲器為設備存儲



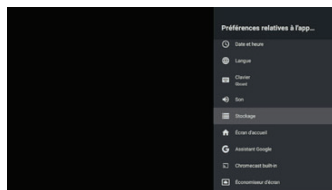
Convertir la mémoire USB en stockage de périphérique

If the device storage mode does not start at the time of initial setting of the dongle, or if you set the initial setting of the dongle without installing the USB drive, please convert USB drive to device storage according to the following.

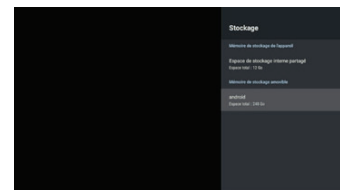
Sélectionnez la préférences relatives à l'appareil



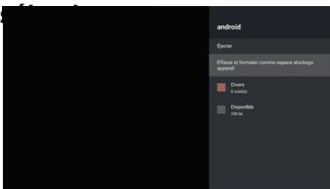
Sélectionnez le stockage



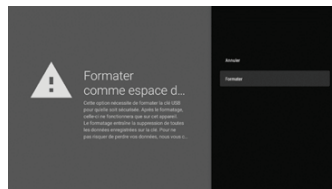
Assurez-vous qu'il s'agit d'un stockage amovible et sélectionnez-le



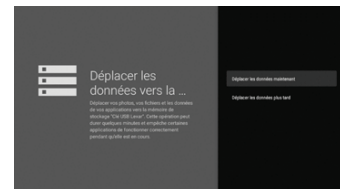
Effacer les données et formater en tant que stockage de l'appareil,



Sélectionnez le formater

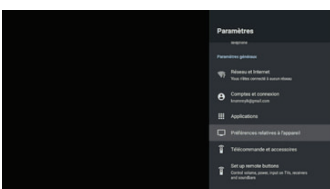


Déplacer les données maintenant

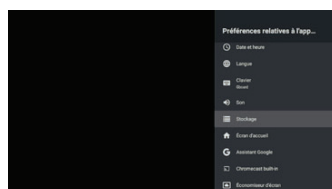


(Confirmation)

Sélectionnez la préférences relatives à l'appareil



Sélectionnez le stockage



Confirmez que le mémoire USB est le stockage de l'appareil.

